

710~730 Watt

HORAY

TIER1
BloombergNEF

HS **210-132** HJ-D Galaxy HJT Bifacial Modules



HJT Technology

Hydrogenated amorphous silicon thin films and $\mu\text{-Si}$ technology to ensure higher cell efficiency.



Higher Output Power

The output power is as high as 730W, and bifaciality is up to 85%, provide more power from rear side.



Better Weather Adaptability

Excellent low light performance, lower temperature coefficients and power loss under high temperature.




Lower Power Attenuation

Anti PID and negligible LID/LeTID attenuation, witch can reduce power loss.



Ideal Choice For Utility Project

Lower BOS cost, lower LCOE, and improved ROI.



IEC61215:2021

IEC61730:2023

ISO9001:2015 Quality Management System

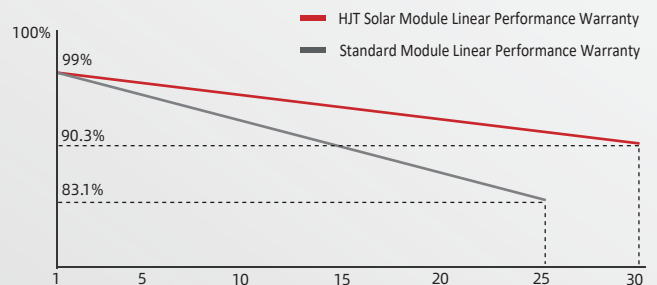
ISO14001:2015 Environmental Management System

ISO45001:2018 Occupational Health and Safety Management System

CE: Europe Standard

China Quality Certification Centre

Solar Product Certification



15-year product warranty



30-year linear power output warranty

HEADQUARTER: HORAY SOLAR CO., LTD.

GLOBAL MARKETING AND SERVICE: HORAY SOLAR GMBH

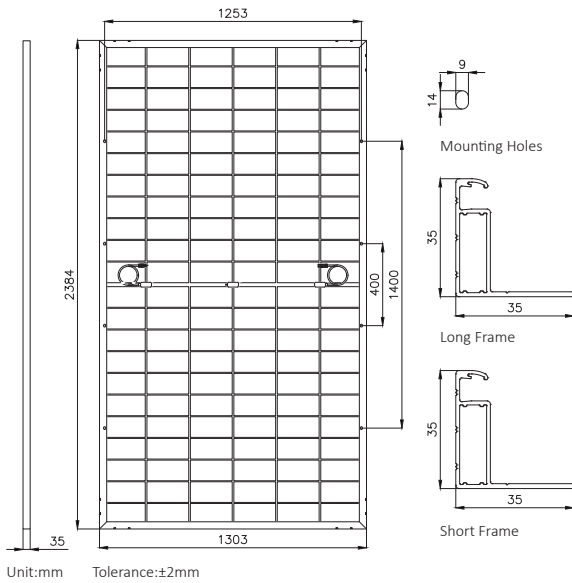
sales@horaysolar.com www.horaysolar.com +86-510 83580688

info@horaysolar.com www.horaysolar.com

No.300 Huiming Road, Huishan District, 214177 Wuxi, Jiangsu, P.R. China

Robert-Bosch-Straße 27-29, 63225 Langen, Germany

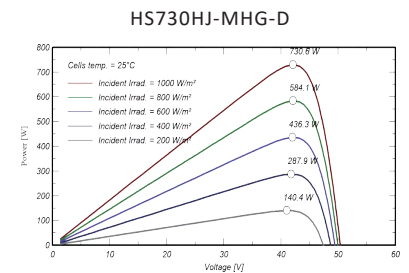
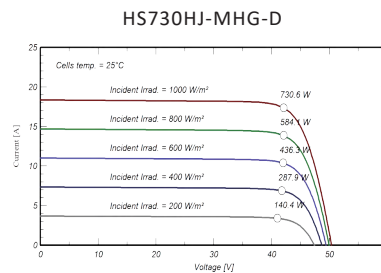
MECHANICAL DIAGRAMS



MECHANICAL PARAMETERS

Weight	38.5kg
Dimension	2384×1303×35mm
Cell Orientation	132(6×22)
Junction Box	IP68, three diodes
Output Cable	4mm ² ,±300mm (length can be customized)
Connector	MC4 compatible
Glass	2.0+2.0mm AR coated heat strengthened glass
Frame	Anodized aluminum alloy frame
Packaging	31pcs per pallet/558pcs per 40'HC

CURVES OF PV MODULE



ELECTRICAL CHARACTERISTICS

Module Type	HS710HJ-MHG-D		HS715HJ-MHG-D		HS720HJ-MHG-D		HS725HJ-MHG-D		HS730HJ-MHG-D	
	STC	NMOT	STC	NMOT	STC	NMOT	STC	NMOT	STC	NMOT
Maximum Power(Pmax/W)	710	542	715	545	720	549	725	553	730	557
Open Circuit Voltage(Voc/V)	49.97	47.69	50.07	47.79	50.17	47.88	50.27	47.98	50.37	48.08
Short Circuit Current(Isc/A)	17.99	14.38	18.08	14.45	18.17	14.52	18.26	14.59	18.35	14.67
Maximum Power Voltage(Vmp/V)	41.96	40.07	42.05	40.14	42.14	40.23	42.23	40.32	42.32	40.41
Maximum Power Current(Imp/A)	16.93	13.53	17.02	13.60	17.10	13.67	17.18	13.73	17.26	13.79
Module Efficiency(%)	22.9		23.0		23.2		23.3		23.5	

* Under Standard Test Conditions (STC), irradiance 1000 W/m², spectrum AM 1.5 and cell temperature of 25°C.

* Under Nominal Module Operating Temperature (NMOT), irradiance 800 W/m², spectrum AM 1.5, ambient temperature 20°C and wind speed 1 m/s.

ELECTRICAL CHARACTERISTICS AT BNPI

Maximum Power(Pmax/W)	801	806	812	817	823
Open Circuit Voltage(Voc/V)	50.14	50.24	50.34	50.44	50.54
Short Circuit Current(Isc/A)	20.30	20.40	20.50	20.60	20.70
Maximum Power Voltage(Vmp/V)	42.11	42.20	42.29	42.38	42.47
Maximum Power Current(Imp/A)	19.02	19.12	19.21	19.30	19.39

* Under Bifacial Nameplate Irradiance (BNPI), front Side irradiation 1000 W/m², rear side reflection irradiation 135 W/m², spectrum AM 1.5 and cell temperature of 25°C. Rear side power gain depends on mounting (structure, height, tilt angle etc.) and albedo of the ground.

OPERATING PARAMETERS

Operational Temperature	-40°C~+85°C
Power Output Tolerance	0~3%
Maximum System Voltage	1500V
Maximum Series Fuse Rating	35A
Nominal Operating Cell Temperature	44±2°C
Protection Class	Class II
Bifaciality	85±5%
Fire Rating	IEC Class A

*The actual test value may be slightly deviated from the technical parameters due to the difference in test methods.

MECHANICAL LOADING

Front Side Maximum Static Loading	5400Pa
Rear Side Maximum Static Loading	2400Pa
Hailstone Test	25mm Hailstone at the speed of 23m/s

TEMPERATURE RATINGS (STC)

Temperature Coefficient of Isc	+0.04%/°C
Temperature Coefficient of Voc	-0.22%/°C
Temperature Coefficient of Pmax	-0.24%/°C



YouTube



Facebook



LinkedIn



WeChat